



### **Harvest 2.1.1.0 Release Notes** *(released 8/29/2022)*

The following were delivered as part of a development effort that concluded on Friday, August 26, 2022. This effort is for the release of Version 2.1.1.0 of the AVAIL Harvest Revit plugin.

This is a point release, focused on adding support for Okta SSO.

<b>Harvest (Version)</b>	<b>Application Versions Supported</b>
Harvest 2.1.1.0	Autodesk Revit 2020, 2021, 2022, 2023

#### **New**

- Added support for Okta SSO authentication.

---

### **Harvest 2.1.0.0 Release Notes** *(released 6/29/2022)*

The following were delivered as part of a development effort that concluded on Wednesday, June 1, 2022. This effort is for the release of Version 2.1.0.0 of the AVAIL Harvest Revit plugin.

This is a cumulative update. Its release is primarily focused on adding support for Autodesk Revit 2023 and various bug fixes and improvements.

<b>Harvest (Version)</b>	<b>Application Versions Supported</b>
Harvest 2.1.0.0	Autodesk Revit 2020, 2021, 2022, 2023

#### **New**

- Added support for Revit 2023
- Changed location of preview generation to temp directory for both Single Container and Element Level Container processing. Preview images are now cleared locally after processing.
- Improved messaging for login errors.

#### **Fixed**

- Fixed issue with drafting views on sheets missing viewport types and detail numbers.
- Fixed issue where exported preview images could be too large to be processed resulting in failed processing.
- Fixed issue with families failing to export in cases where the loaded family is no longer available at

- its original location.
- Other minor bug fixes.

---

### Harvest 2.0.10.0 Release Notes *(released 6/28/2021)*

The following were delivered as part of the **Version 2.0.10.0** release of the AVAIL Harvest Revit plugin.

This is a cumulative update. Its release is primarily focused on fixing known issues with exporting Revit Groups.

#### Harvest (Version)

#### Application Versions Supported

Harvest 2.0

Autodesk Revit 2020

Autodesk Revit 2021

Autodesk Revit 2022

#### New

- Added version number to Harvest log output.
- Group previews now default to “Shaded with Edges” visual style.

#### Fixed

- Attached detail groups were excluded from the exported group if the version of Revit was greater than 2020
- Different group previews were generated depending on whether the export type was Single Container or Element Level Container. The modifications in this release attempt to create consistent previews across export types, although settings such as configured Phases can affect the visual styles of elements in the Single Container scenario.

---

### Harvest 2.0.9.0 Release Notes *(released 5/7/2021)*

The following new features were delivered as part of the **Version 2.0.9.0** release of the AVAIL Harvest Revit add-in.

This is a cumulative update. Its release is primarily focused on adding support for Revit 2022, in addition to SSO Login support, and includes various bug fixes.

#### Harvest (Version)

#### Application Versions Supported

Harvest 2.0

Autodesk Revit 2020

## New

- Added support for SSO Login (ADFS and Azure)
- Added Support for Revit 2022
- Updated AVAIL Analytics

## Fixed

- Addin Compatibility
  - Added fix to work around “Active View” issue (introduced in Enscape 3.0) that would cause processing to fail
- Login
  - Fixed issue where plugin would crash if login dialog was cancelled
  - Added publisher validation
- Other
  - Added alert to notify user if they are attempting to open a central model when the local copy is already open (which would crash the plugin)

## Harvest 2.0 Release Notes *(released 03/25/2021)*

Welcome to AVAIL Harvest. Harvest 2.0 vastly simplifies Revit workflows by making content libraries instantly accessible, enabling drag-and-drop or one-click placement. Managing and making available to designers the wide variety of Revit content that are not Families is extremely difficult. Reusable assets such as Drafting Views, Groups, Sheets, Legends, Schedules, and System Families all present a problem when it comes to Revit library management and delivery. Until now...

With AVAIL and Harvest 2.0, every Revit Element acts as an individual discrete object that’s ready to be searched and loaded into your current project with a single click. All while maintaining those assets in one or more Revit Container Libraries.

## Product Overview

With AVAIL Harvest 2.0, these constraints have been removed. Now every Revit element appears as an individual object in AVAIL: taggable, searchable, and ready to deploy in your Revit Projects - while still centrally manageable within a container file.

*Harvest is available for customers in the Downloads section of the Manage portal at [app.getavail.com/manage](http://app.getavail.com/manage).*

## Features:

- Introduces 2 processing modes:
  - Single Container processing, which creates Virtual AVAIL content with links to a Single Container file
  - Element Level Container processing, which creates an individual Container file per element
- Automatically creates Content and adds it to the Channel you select
- Automatically generates High-resolution previews and Virtualizes them for use in the AVAIL Desktop
- Integrates seamlessly with the AVAIL Browser for Revit
- Integrates with the Revit Tag Generator, allowing highly customizable auto-tagging of exported elements, including Project and Shared Parameters
- Includes default Element Type and Browser Organization Tag generation
- Supports exporting from Revit workshared models
- Supports Google Analytics reporting
- Currently supports Revit 2020 and Revit 2021

## Revit Elements Currently Supported:

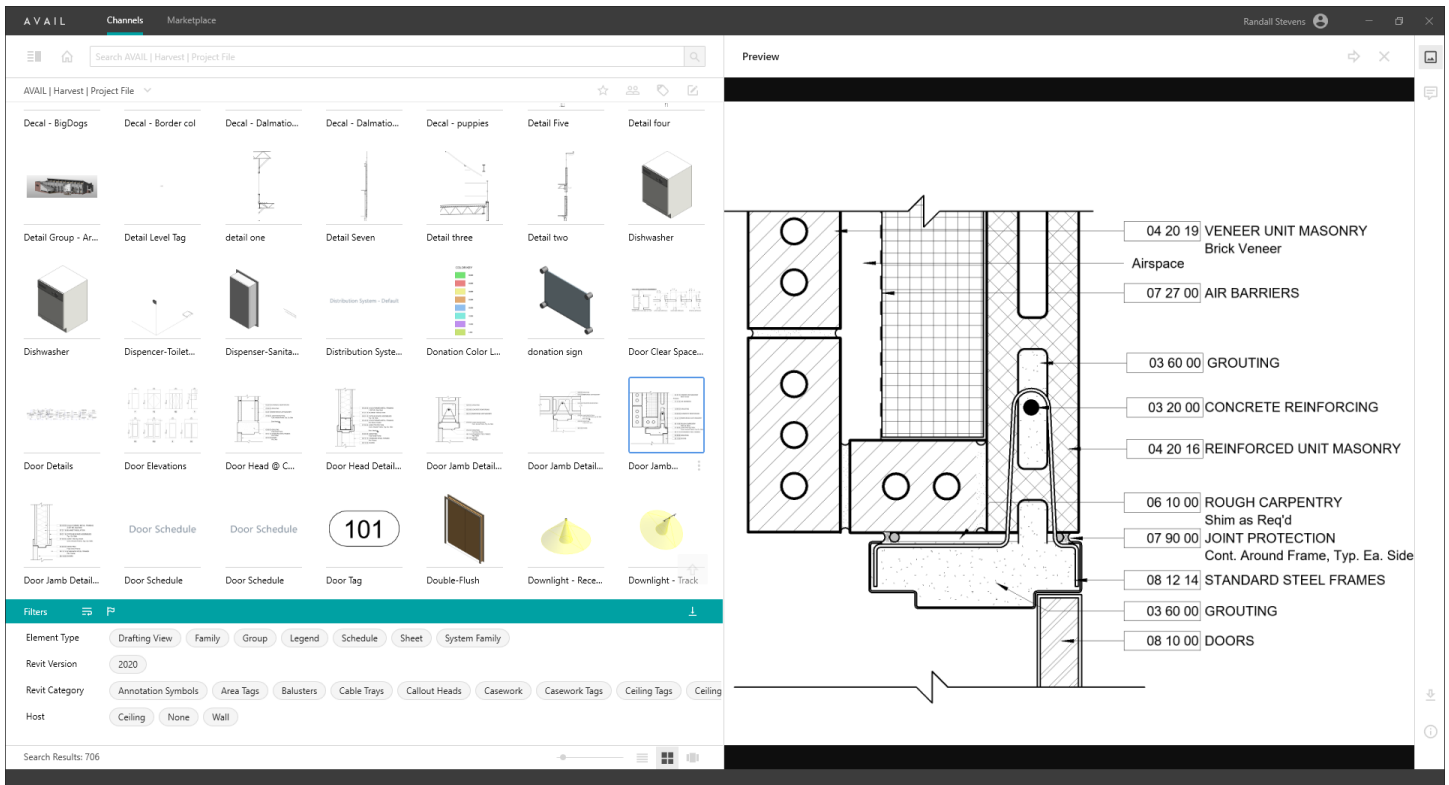
- Drafting Views
- Families
- Groups
- Legends
- Schedules
- Sheets
- System Families

## Coming Soon

- Support for Revit 2022
- Support for additional element types: View Types, View Templates, Materials

## Known Issues and Limitations

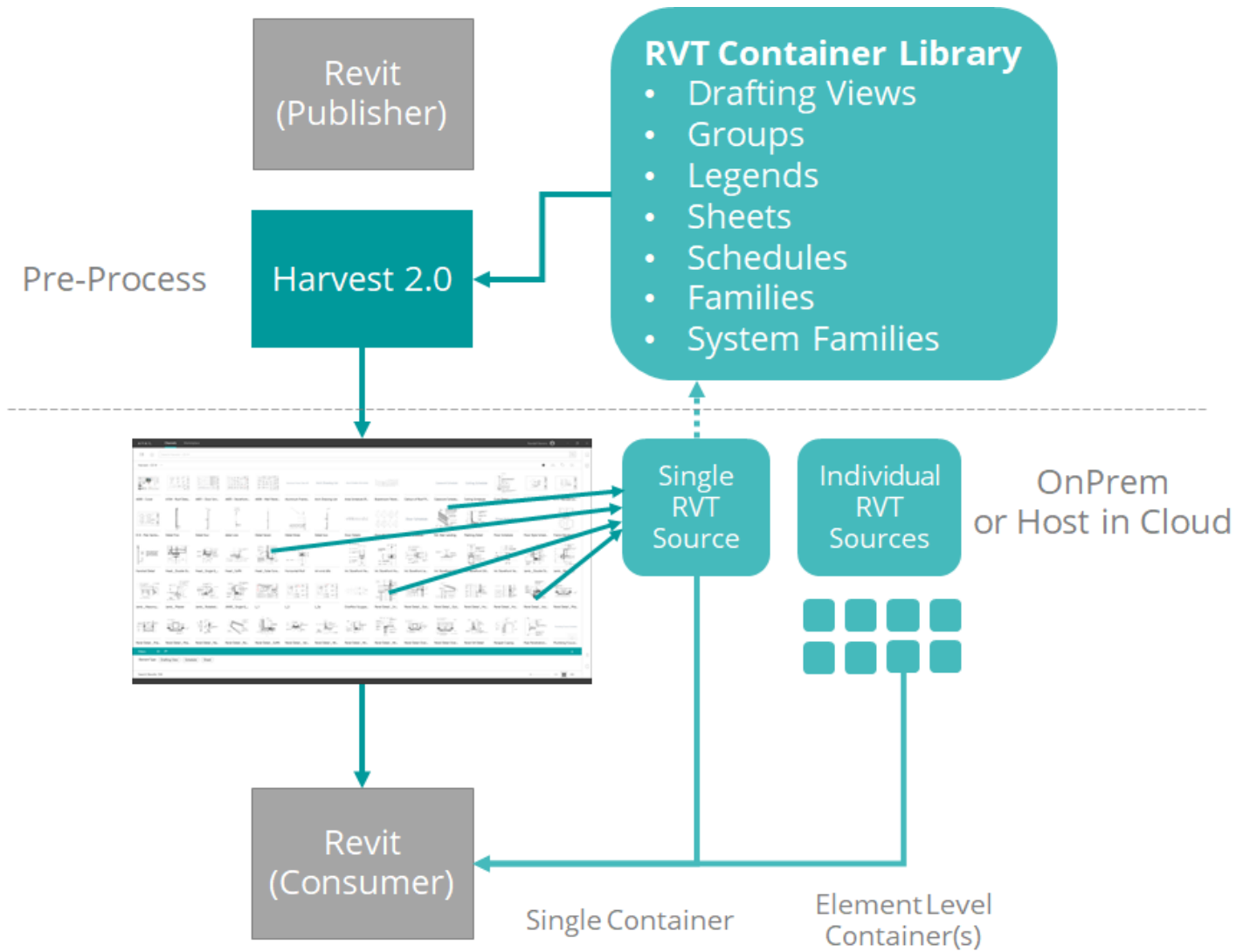
- Harvest may fail to run on a container file which has a very large number of AVAIL tags. The current workaround is to remove the tags from the container file.
- Element export may fail if the view name is very long.



*Example high resolution viewing of a harvested Drafting View*

## Harvest 2.0 Publishing Options + Workflow

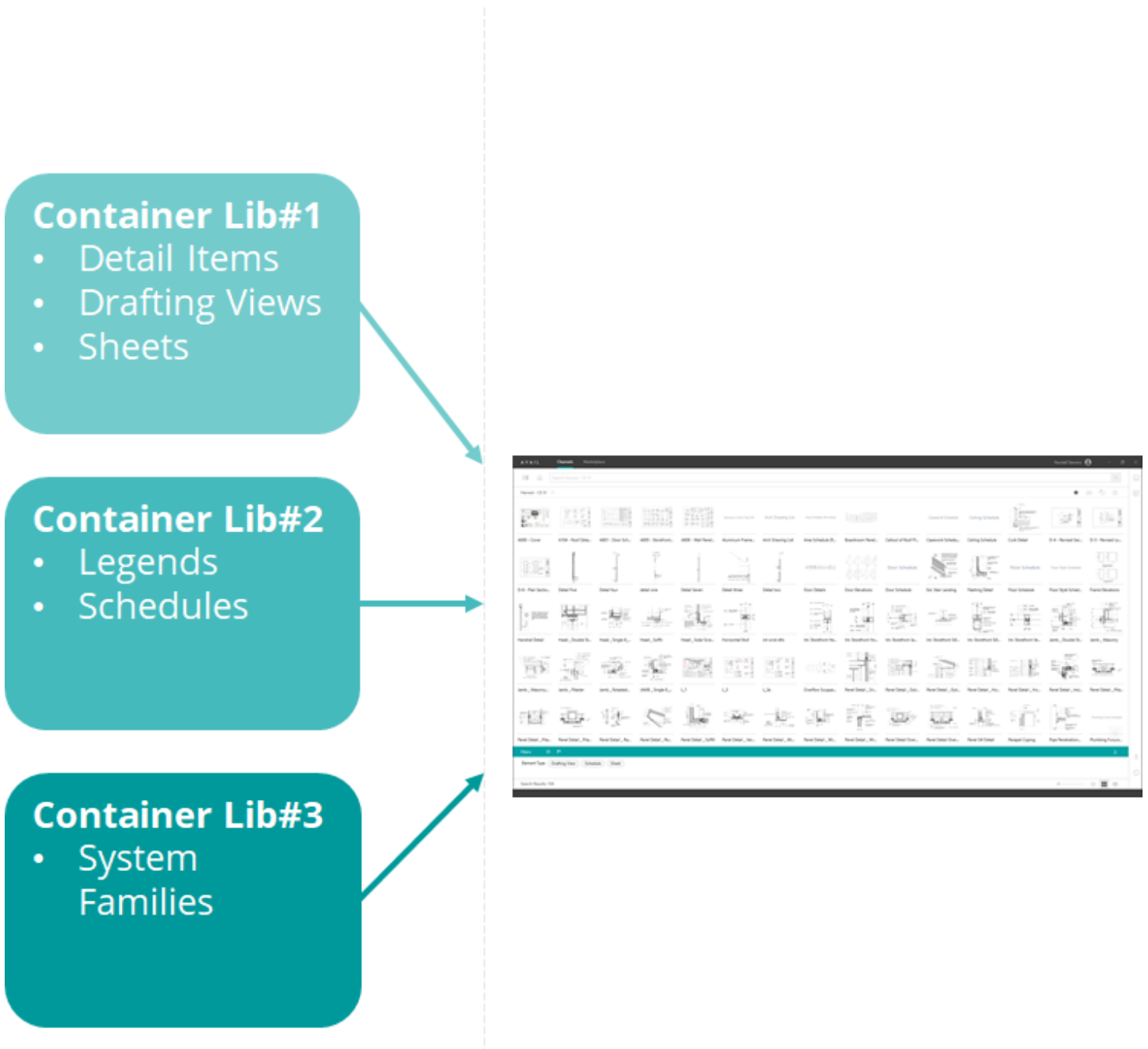
With Harvest 2.0 BIM Managers can choose to publish entire Element categories or individual Elements from a Revit Container Library file, creating “virtualized” objects that represent those elements in an AVAIL Channel. These virtualized objects in AVAIL can reference a single RVT source Container Library (Single Container). Conversely, Harvest can create individual RVT source files, or Element Level Containers (which may be optimal for cloud-hosting.) Any changes to the Revit Container Library file can then be re-published to update the user-facing content.



*Overview of Harvest 2.0 publishing workflow*

# Container Libraries Strategies

With Harvest 2.0, you can design a Container Library strategy that fits your team's needs. Related Revit Elements such as Detail Items, Drafting Views and Sheets can be stored in a single Revit Container Library for ease of maintenance. Additional Revit Elements such as Legends and Schedules - as well as Families and System Families - can be maintained in separate Container Libraries. With Harvest each of these Revit Elements will appear in AVAIL as individual objects, ready to be organized, searched and loaded into your Revit Projects.



*Example strategy for Revit container libraries*